

First-class in economy.



WASHING MACHINE | ATOLL 55, 77, 100, 120, 140, 190, 220, 290, 350, 450, 600, 800, 1100

PROFESSIONALS LAUNDER WITH STAHL

STAHL
WÄSCHEREIMASCHINEN



**With the innovative microprocessor control unit
FREEpro touch all functions are controlled centrally**

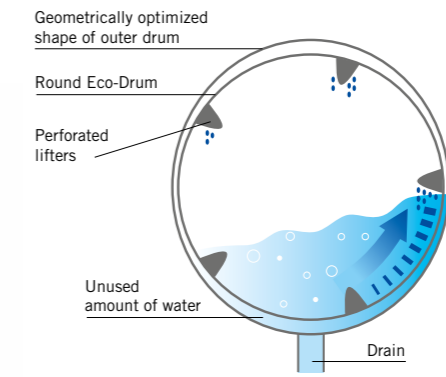
- Simple, easy and flexible programming
- 13 standard programs included
- 99 spaces for free programming
- Dialogue based, simple programming
- Easy individual program selection
- Free and infinitely variable wash parameters
- Machine and computer networks as well as online functions possible
- User navigation in plain language
- Large selection of languages
- Constant process monitoring
- Visual representation of the program process
- Possibility to retrieve extensive statistical information
- Timer with week and week-end settings

Impressive drum bearing

The high quality of the machine is most impressively demonstrated by its powerful bearing. It is a STAHL development and reflects our philosophy of highest quality and long service life in the best possible way. Its hard-wearing design, including its impressive dimensions, self-lubricating components and multiple protective features against suds, puts us in a position to grant you a **five-year-warranty** on the bearing.

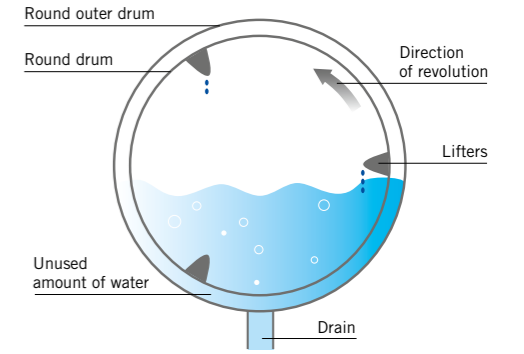


WASHING MACHINE ATOLL



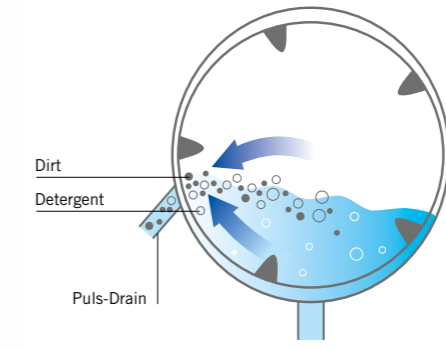
SPEED-FLOW-System by STAHL

- Water pressure increases at the narrowing on the right. The water flows quickly and with pressure onto and through the wash load (jet effect)
- More lifters = more agitation of water and wash load



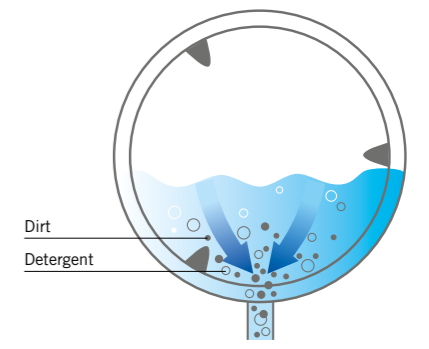
Conventional System

- The round drum in the round outer drum does not create any hydrodynamics
- Fewer lifters = Less agitation of wash load
- More unused water = higher water consumption



PULS - process by STAHL

- Dirt bound in detergent is drained via overflow (Arrow)
- Rinse bath remains cleaner = Save one rinse



Conventional rinse without PULS

- Dirt and detergent come into contact with wash load during rinse
- More rinses are necessary

New large stainless steel drain valve

Our newly developed stainless steel drain valve is large and of step geometrical design to prevent dirt deposits and the jamming of foreign objects. It is triggered by water or air and thus remains closed even in case of a power failure, so that you do not lose any water and do not have to restart the wash process. This is another example of STAHL's contribution to a smooth running of your operation.

ATOLL – the innovative model range.



WASHING MACHINE ATOLL

ATOLL the high-speed washer extractor for high-performance, economical and gentle laundry care.

Innovative construction

The robustness of the ATOLL is already impressive. A look at the design immediately proves its construction to be of superior quality. The inner workings, encased by stable stainless steel sheets, are as indestructible as they look. This also includes a spring/damper system which ensures a maximum stabilization of the free swinging drum and an absolutely quiet running of the machine. The entire construction is based on a strong, hot-dipped galvanized machine frame.

Ergonomics to promote efficiency

Your staff's health and job satisfaction is an important success factor for your company. This is also a consideration in the development of our machines. Large access doors ensure an ergonomically sound loading and unloading of the machine and the large service hatch can be conveniently accessed from the front. Depending on the room situation the door can be hinged on the right or on the left.

The **PTS 3 power transmission system** developed by STAHL does not require any maintenance and only uses as much energy as actually needed for the particular job at hand. It reduces, for example, power consumption during the spin cycle depending on the drying stage of the laundry. The PTS 3 with the pioneering efficiency motor lessens current peaks, detects and controls unbalances, ensures a quiet operation, infinitely variable wash and spin revolutions, a gentle starting of the drum as well as a fast and wear free breaking of the drum without any mechanical break components.

SPEED-FLOW-System

Hydrodynamic water flooding reduces water and energy consumption. Marked additional savings in water consumption can be achieved by installing a water recuperation system. Liquid dosing system for cost reducing and ecological operation can be fitted any time.

PULS-process

Pendulum overflow rinse process reduces amount of rinse baths, detergents, wash times, wear and tear on linen and energy consumption.

The future is yours – with state-of-the-art technology

– FREEpro touch

All functions are centrally controlled by the innovative FREEpro micro-processor control unit. The design is well-organised and ensures an easy operation of the machine.

– Drum bearing

Best quality, advanced technology and long-lasting – we grant a **five-year-warranty**.

– Extremely robust construction

– Long service life

– Ergonomic design to promote efficiency

– Linen saving conical perforation of the Eco-Drum

– Perforations efficient in number and size

– Perforated lifters for fast flooding of the wash load

– Control technology to satisfy any requirement

– Combination of powder and liquid detergents within one program

– Intelligent cold and warm water supply

– Connection to integrated or external water recuperation system

– Quantity control with level sensor

– Easily adaptable to future wash processes and new textiles

– Wet-cleaning system

– Controlled cool down to prevent creasing

– Combined PULS/Cool-Down/SPEED-Flow/SWI technologies to save time, water and energy

– Trigger of external dosing pumps


– Control of external energy management and trigger of peak-load switch

– Modern sensor technology to comply with temperature curves

– Dual heating system

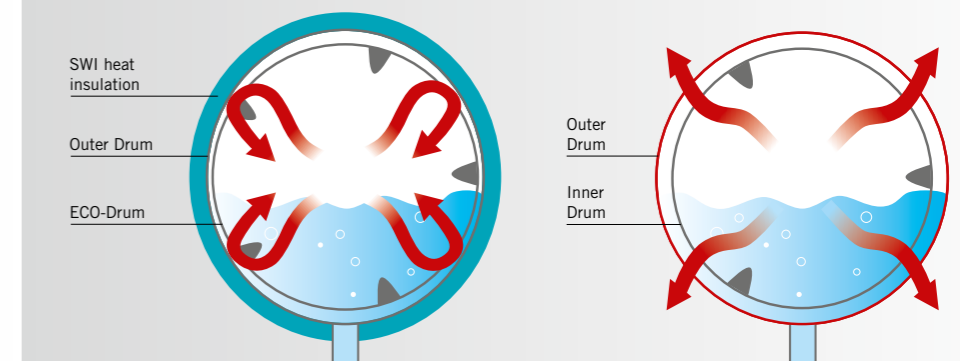
– PTS 3 power-transmission-system helps save energy

– Made in Germany for over 100 years



STAHL Eco-Drum:

- Fast draining including lint
- Gentle conical perforations with soft radiuses



SWI heat insulation by STAHL

- SWI stops heat from radiating out (red arrow) as unused energy and keeps it inside the Eco-Drum instead. This results in marked energy savings
- No heat loss = Energy savings



Conventional machines

- Without insulation a high proportion of the heat is radiated out (red arrow) as unused energy
- High heat loss = Energy loss

The ATOLL – excellent technology.



ATOLL 1100

Washing machine ATOLL (free standing)		55	77	100	120	140	190	220	290	350	450	600	800	1100	
Drum volume	l	59	77	100	120	142	190	220	293	330	450	580	770	1150	
Load capacity (dry load)*	ca. kg	6	8	10	12	14	19	22	29	35	45	60	80	115	
Spin speed variable up to	rpm	1100	1100	1000	1000	1000	1000	1000	1000	900	900	900	800	800	
Number of perforated lifters		4	4	4	4	4	5	5	5	6	6	6	6	6	
Connections															
Electric-heating	kW	5,4	7,2	9	12	12	18	18	18	36	36	36 (54)	81	81	
Steam HP (4-6 bar)	ca. kg/h	5	7	9	12	12	18	18	18	36	45	60	85	120	
Installation connections															
Water cold	DN	3/4"	3/4"	3/4"	3/4"	3/4"	3/4"	3/4"	3/4"	3/4"	3/4"	3/4"	1 1/2"	1 1/2"	
Water hot (optional)	DN	3/4"	3/4"	3/4"	3/4"	3/4"	3/4"	3/4"	3/4"	3/4"	3/4"	3/4"	1 1/2"	1 1/2"	
Steam HP 1/2" thread	DN	12	12	20	20	20	20	20	20	20	20	20	25	25	
Water drain	mm	50	50	70	70	70	70	70	70	70	70	70	100	100	
Dimensions															
Width	mm	690	690	790	790	790	1010	1010	1010	1150	1150	1150	1860	1860	
Depth	mm	725	815	900	1050	1050	1115	1115	1295	1250	1420	1820	2050	2290	
Height	mm	1008	1008	1240	1240	1240	1370	1370	1370	1620	1620	1620	2100	2100	
Net weight	kg	220	230	310	350	350	410	410	410	950	1070	1660	3400	3500	

* Depending on load type

For four generations the name STAHL has been a synonym for innovative technology, reliable after sales service and value.

Gottlob STAHL Laundry machines GmbH develops and produces exclusively commercial laundry machines since 1909. The family business in its fourth generation develops continuously new, groundbreaking laundry technologies.

The unique manufacturing depth offers you high-quality and economically sophisticated products. All components of the production are made in Germany.

Gottlob STAHL laundry machines offers industry solutions for every need for customers worldwide.

Our strength is the analysis, planning and improvement your laundry operations. Cost effectiveness, energy efficiency and long life-cycles are our primary focus.

Full-range systems provider STAHL:

- **Washing machines** for quick and efficient laundry care up to 115 kg
- **Pass-through washing machines DIVIMAT** for your needs up to 200 kg
- **Tumble dryers** with the most modern technology available for energy-saving drying up to 110 kg
- **High-performance ironers** are the perfect laundry finish for any need
- **SERVANT**, the ideal feeding machine for efficient and high quality processing
- **STARFOLD folding machine**, intelligent and time-saving technology
- **DOMESTIC folding machine for flat laundry** – your powerful and efficient partner
- **KOMBIFOLD terry cloth folding machine** – precise folding, sorting and stacking of your terry cloth towels and dry laundry
- **Trolley wash / Disinfection sluice**
- **Hydro-extractors**



Washing machine WS
10–60 kg



Pass-through washing machine
DIVIMAT
14–200 kg



Tumble dryer
8–110 kg



Flatwork ironer
210–2010 mm
Roller diameter



Folding machine
KOMBIFOLD for terry cloth
towelling and dry laundry

Quality since 1909 – Made in Germany

Gottlob STAHL Wäschereimaschinenbau GmbH

Ulmenstraße 24 | D-71069 Sindelfingen

Telephone +49 7031 73840 | Fax +49 7031 738490

welcome@stahl-g.com | www.stahl-laundry-machines.com



PROFESSIONALS WORK WITH STAHL